

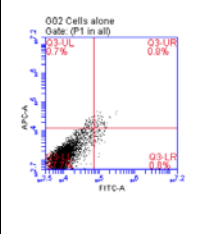
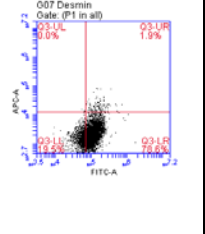
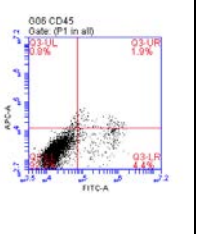
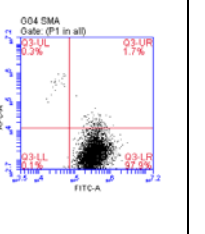
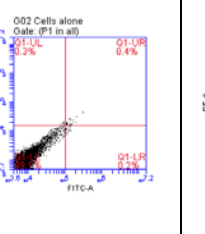
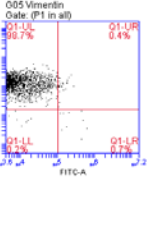
## Cryo Characterization Report (CCR)

Lot Overview				
Qualification	Catalog Number	Quantity	Passage Number	Date of Manufacture
Cryopreserved human liver non-parenchymal cells	HUCNP	1.0x10 <sup>6</sup> viable cells/vial	0	21 Feb 2017

Donor Demographics								
Sex	Race	Age	BMI	Tobacco Use	Alcohol Use	Drug Use	Serological Data	Cause of Death
Male	Caucasian	12	18.35	No	No	No	Negative	Anoxia

*Additional donor demographic information, including relevant medical and medication history, is available upon request*

Each lot of primary cells is tested found non-reactive to HIV-1, HIV-2, HTLV I, HTLV II, Hepatitis B, Hepatitis C Syphilis and CMV. However, no known test can offer complete assurance that these infectious agents are not present. Since we cannot test all the pathogens, please treat the culture as a potential infectious reagent at Biosafety Level 2 or higher. Human hepatic non-parenchymal cells are cultured in DMEM/F12 containing 10% FBS and antibiotics. FACs analysis is shown below for P1 culture:

					
<b>Negative Control</b>	<b>Desmin</b>	<b>CD45</b>	<b>Smooth Muscle Alpha Actin</b>	<b>Negative Control</b>	<b>Vimentin</b>
0% Positive	19.5% Positive	91.1% Positive	47.9% Positive	0% Positive	29.1% Positive

Contact customer service to place an order or to obtain additional information on any of our lots. This may include supplementary donor demographic information, current inventory, and photomicrographs at multiple timepoints and magnifications.

**To contact TRL:**

Main: 800-748-8979 or 919-549-3580  
 Sales: 919-549-3593  
 Email: [customerservice@triangleresearchlabs.com](mailto:customerservice@triangleresearchlabs.com)  
 Web: [www.triangleresearchlabs.com](http://www.triangleresearchlabs.com)